



# GMT Reports for District (or Undistricted) **District 107 E**

**GMT: JON BJARNI THORSTEINSSO Location: FINLAND**

**GMT CA: 4**

## CLUBS

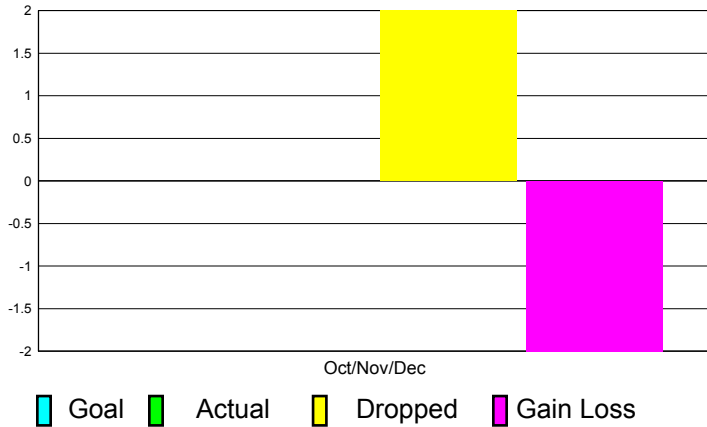
**Club Results  
2011-2012**

**Clubs  
2010-2011**

| Month         | New Club Goal | Actual New Clubs | Actual Dropped Clubs | Gain/Loss of Clubs | Gain/Loss of Clubs |
|---------------|---------------|------------------|----------------------|--------------------|--------------------|
| Oct/Nov/Dec   | 0             | 0                | 2                    | -2                 | -2                 |
| <b>Totals</b> | <b>0</b>      | <b>0</b>         | <b>2</b>             | <b>-2</b>          | <b>-2</b>          |

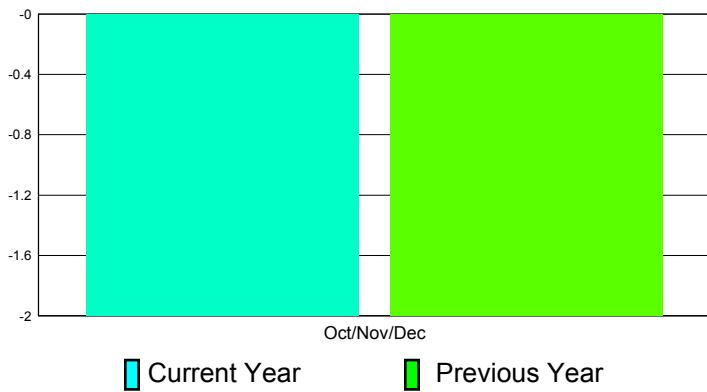
### Club Results 2011-2012

Goal, New, Dropped, Gain/Loss




### Comparison of Club Gain/Loss

Current Year Compared to the Previous Year



### YTD Status Quo Clubs 2010-2011

Status Quo Clubs Compared to Status Quo Members



## MEMBERSHIP

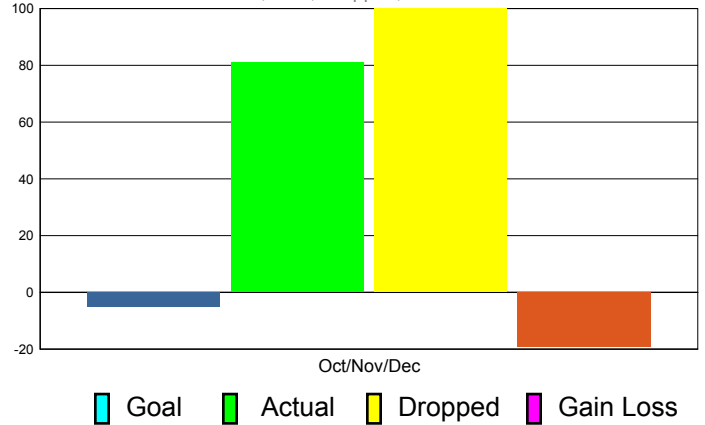
**Membership Results  
2011-2012**

**Membership  
2010-2011**

| Month         | Net Memb Goal | Actual New Memb | Actual Dropped Memb | Gain/Loss of Memb | Gain/ Loss of Memb |
|---------------|---------------|-----------------|---------------------|-------------------|--------------------|
| Oct/Nov/Dec   | -5            | 81              | 100                 | -19               | 3                  |
| <b>Totals</b> | <b>-5</b>     | <b>81</b>       | <b>100</b>          | <b>-19</b>        | <b>3</b>           |

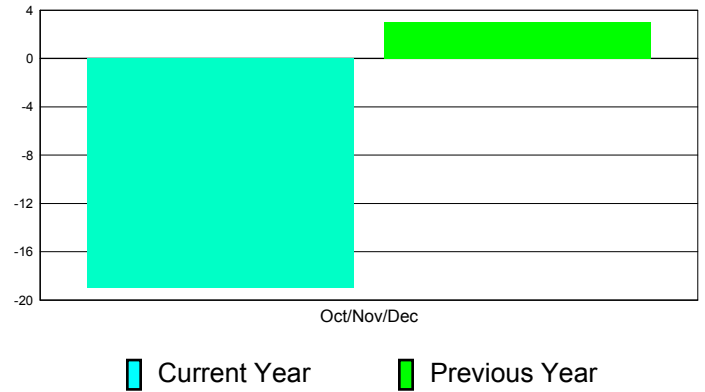
### Membership Results 2011-2012

Goal, New, Dropped, Gain/Loss



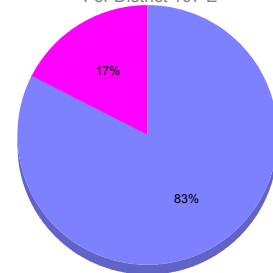
### Comparison of Membership Gain/Loss

Current Year Compared to the Previous Year



### Gender Comparison 2010-2011

For District 107 E



Oct/Nov/Dec  
■ Male      ■ Female